



TIF 1 BOARD MEETING
CITY HALL E. CONFERENCE ROOM C, 300 W. MAIN ST.
FRIDAY, AUGUST 05, 2022 AT 11:00 AM

AGENDA

CALL TO ORDER

AGENDA ITEMS

1. Minutes of January 18, 2022
2. TIF 1 Allocation Request by Bass Pro Shops
3. TIF 1 Allocation Request by AIKG, LLC
4. TIF 1 Development Activity and Revenue Projections Updates
5. TIF 1 Taxable Value Update
6. Next Meeting Date

CITIZEN COMMENTS

Citizens may speak during Citizen Comments for up to five minutes on any item not on the agenda by completing and submitting a speaker card.

EXECUTIVE SESSION

The Tax Increment Financing Board may conduct a closed session pursuant to Chapter 551, Subchapter D of the Government Code, V.T.C.A., to discuss any of the following:

- (1) Section 551.071 "Consultation with Attorney"*
- (2) Section 551.072 "Deliberation Regarding Real Property"*
- (3) Section 551.074 "Personnel Matters"*
- (4) Section 551.087 "Deliberations Regarding Economic Development Negotiations."*

ADJOURNMENT

Certification

In accordance with Chapter 551, Subchapter C of the Government Code, V.T.C.A., the Tax Increment Financing Board agenda was prepared and posted August 1, 2022.

A handwritten signature in black ink, appearing to read "Rui Hauer", written over a horizontal line.

Lee Harris, CPA
Special District Administrator, Finance Department



**CITY OF GRAND PRAIRIE
COMMUNICATION**

MEETING DATE: 08/05/2022
REQUESTER: Lee Harriss
PRESENTER: Jorja Clemson, Chair for TIF 1
TITLE: Minutes of January 18, 2022
RECOMMENDED ACTION: Approve

ANALYSIS:
Minutes of January 18, 2022

FINANCIAL CONSIDERATION:
None

**Minutes of the
Meeting of
Board of Directors
Of the City of Grand Prairie
Tax Increment Financing District 1
Council Briefing Room
City Hall
300 W. Main Street
Tuesday, January 18, 2022, 3:00 pm**

1) Call to Order

Chairperson Clemson, Chair of TIF #1, called the meeting to order at 3:00 pm. Present included Board members Jorja Clemson, John Lopez, Cole Humphreys, Marty Wieder, Jeanette Martinez, Martin Caballero, and others—Mark Dempsey, Lee Harriss, Caryn Riggs, Romin Khavari, Terrence Harbin, Brady Olsen, Maegan South, and Lisa McMillan.

2) Introductions

All attendees introduced themselves.

3) Consider minutes of meeting of September 1, 2021

The minutes were approved.

4) TIF 1 Allocation Request by BSREP III (through Brookfield Properties) for Development of 2003 MacArthur Boulevard

This was approved.

5) TIF Annual Report, September 30, 2021

Ms. Harriss presented the annual report for FY 2021.

6) Citizen Comments

Lisa McMillan discussed staff changes at Tarrant County.

7) Adjournment

The meeting adjourned at 3:30 pm.



CITY OF GRAND PRAIRIE COMMUNICATION

MEETING DATE: 08/05/2022

REQUESTER: Damaris Juarez

PRESENTER: Marty Wieder, Director of Economic Development

TITLE: TIF 1 Allocation Request by Bass Pro Shops

RECOMMENDED ACTION: Approve

ANALYSIS:

Bass Pro Shops desires to develop a 100,000 square foot retail venue (as well as other attractions) near the northeast corner of Mayfield and the SH 161 service road, in the development known as Mayfield Groves (just south of IKEA).

Upon completion of construction, Bass Pro Shops will employ 76 full-time and 40 part-time employees at a total annual payroll of \$4.1 million.

Bass Pro Shops has submitted a formal incentive application to the City of Grand Prairie—and has requested that the City consider sharing all or a portion of the increased ad valorem taxes and rebates of the local portion of the City’s General Fund sales tax revenues. Moreover, the City is discussing a full share of General Fund sales taxes for building materials as permitted through separated contracts (or “situs”).

Projected real and personal property for Bass Pro Shops’ investment is estimated at \$45.5 million. If the Dallas Central Appraisal District was to value this investment at \$45.5 million, this project will generate an estimated \$302,529.50 per year in real property taxes to the City.

Since Bass Pro Shops is also seeking other incentives, staff recommends that the TIF Board and City Council incentivize this project through (i) a 50% TIF reimbursement (or property tax rebate); (ii) a %50 General Fund sales tax rebate; and (iii) a one-time construction building materials situs rebate over a period of no longer than 10 years, as stipulated with an overall incentive agreement.

FINANCIAL CONSIDERATION:

TIRZ #1 rebate of City of Grand Prairie property tax revenues annually upon completion and occupancy of the northeast corner of Mayfield and the SH 161 service road estimated at \$151,264.75 annually or \$1,512,647.5 total and not exceeding 10 years.



CITY OF GRAND PRAIRIE COMMUNICATION

MEETING DATE: 08/05/2022

REQUESTER: Damaris Juarez

PRESENTER: Marty Wieder, Director of Economic Development

TITLE: TIF 1 Allocation Request by AIKG, LLC

RECOMMENDED ACTION: Approve

ANALYSIS:

AIKG, LLC desires to develop a 96,000 square foot entertainment venue at the northeast corner of Forum and the SH 161 service road, in the development known as Mayfield Groves (just south of IKEA).

Upon completion of construction, receipt of a Certificate of Occupancy and upon opening, AIKG, LLC will employ 55 full-time employees at a combined annual payroll of \$921,000.

AIKG, LLC submitted a formal incentive application to the City of Grand Prairie—and has requested that the City consider sharing all or a portion of the increased ad valorem taxes and rebates of the local portion of the City’s General Fund sales tax revenues. Moreover, the City is discussing a full share of General Fund sales taxes for construction building materials as permitted through separated contracts (or “situs”).

Projected real and personal property for AIKG, LLC’s investment is estimated at \$39 million. If the Dallas Central Appraisal District was to value this investment at \$39 million, this project will generate an estimated \$259,311 per year in real property taxes to the City.

Since AIKG, LLC is also seeking other incentives, staff recommends that the TIF Board and City Council incentivize this project through (i) a 50% TIF reimbursement (or property tax rebate); (ii) a %50 General Fund sales tax rebate; and (iii) a one-time construction building materials situs rebate over a period of no longer than 10 years, as stipulated with an overall incentive agreement.

FINANCIAL CONSIDERATION:

TIRZ #1 rebate of City of Grand Prairie property tax revenues annually upon completion and occupancy of the northeast corner Forum and SH 161 estimated at \$129,655.50 annually or \$1,296,555 and not exceeding 10 years.



**CITY OF GRAND PRAIRIE
COMMUNICATION**

MEETING DATE: 08/05/2022
REQUESTER: Lee Harriss
PRESENTER: Marty Wieder, Director of Economic Development
TITLE: TIF 1 Development Activity and Revenue Projections Updates
RECOMMENDED ACTION: Approve

ANALYSIS:
TIF 1 Development Activity and Revenue Projections Updates

FINANCIAL CONSIDERATION:
None



**CITY OF GRAND PRAIRIE
COMMUNICATION**

MEETING DATE: 08/05/2022
REQUESTER: Lee Harriss
PRESENTER: Lee Harriss, Special District Administrator
TITLE: TIF 1 Taxable Value Update
RECOMMENDED ACTION: Approve

ANALYSIS:

TIF 1 Taxable Value Update

FINANCIAL CONSIDERATION:

None

CITY OF GRAND PRAIRIE
TIF Annual Report FY 2020-2021
as of September 30, 2021

CH. 311.016 Tax Code requires this report to be submitted on or before the 150th day following the end of the fiscal year of the municipality to the CEO of each taxing unit that levies property taxes on real property located in a TIF zone. A copy must also be sent to the Comptroller.

1. Amount and Source of Revenue in the TIF fund(s)

<u>Source of Funds</u>	<u>TIF 1</u>	<u>TIF 1 EPIC</u>	<u>TIF 1 TOTAL</u>	<u>TIF 2**</u>	<u>TIF 3</u>
City of Grand Prairie	4,159,990		4,159,990		847,160
Tarrant County	2		2		
Certificate of Obligation Proceeds		83,880,000	83,880,000		
Trsf In - Epic Central Capital Projects Fund (3600)		34,624,111	34,624,111		
Trsf In Tif 1 Op Fund (3160)****		4,550,000	4,550,000		
TIF FUND TOTALS	4,159,992	123,054,111	127,214,103	-	847,160

2. Expenditures: Purpose and Amount

<u>Payment to/for</u>	<u>TIF 1</u>	<u>TIF 1 EPIC</u>	<u>TIF 1 TOTAL</u>	<u>TIF 2</u>	<u>TIF 3</u>
Transfer to Debt Service (3161)	1,307,812		1,307,812		
Legal Services		205,825	205,825		
Surveys And Studies		2,999	2,999		
Advertising/Promotions		71,267	71,267		
Miscellaneous Expense		7,500	7,500		
Fiscal Fees		1,500	1,500		
Bldgs And Grounds Maintenance		25,020	25,020		
Contribution - To Other Entiti		2,111,073	2,111,073		
Business Travel		754	754		
Engineering-Design		1,298,832	1,298,832		
Construction		9,652,073	9,652,073		
Engineer/Cosultant/Geotech		308,315	308,315		
Costs Of Issuance		642,290	642,290		
Debt Issue Disc/Premium		(769,850)	(769,850)		
Professional Services			-		12,962
Interfund Reimb-Gen Fund (1001)	75,259		75,259		45,944
Interfund Reimb-Pool Inv (3900)	7,895		7,895		2,632
Wildlife Reimb-Flood Control Engineering	1,234,137		1,234,137		
Wildlife-Ruthe Jackson Trail	714,618		714,618		
Professional Services	23,750		23,750		
Hotel Conference Center-Tr/Epic Central CIP (3600)****	4,550,000		4,550,000		
Tr/4025 Cap Rsv Supp-Parking L	900,000		900,000		
TIF FUND TOTALS	8,813,471	13,557,597	22,371,068	-	61,538

3. Fund Balances (1-2)

	<u>TIF 1</u>	<u>TIF 1 EPIC</u>	<u>TIF 1 TOTAL</u>	<u>TIF 2</u>	<u>TIF 3</u>
September 30, 2020 Balance	13,286,917		13,286,917		4,366,918
Net Increase (Decrease)	(4,653,479)	109,496,513	104,843,035	-	785,622
T I F Fund Totals	8,633,438	109,496,513	118,129,952	-	5,152,540

4. Outstanding Bonded Indebtedness: Amounts of Principal & Interest Due

	<u>TIF 1</u>	<u>TIF 1 EPIC</u>	<u>TIF 1 TOTAL</u>	<u>TIF 2</u>	<u>TIF 3</u>
GPCO19BEPIC		34,405,035	34,405,035		
Tax Notes 2019 ***	7,124,171		7,124,171		
Tax and Tax Increment CO's Series 2001*	1,665,908	-	1,665,908	-	-
Total	8,790,079	34,405,035	43,195,114	-	-

*These bonds are secured by a pledge of TIF 1 revenues; payments are actually made by the Theatre.

**TIF 2 was closed in September 2015.

*** A \$2,500 initial pledge of TIF funds only, with remainder to be paid from a combination of TIF and other sources

****Transfer from TIF 1 Operating fund to TIF 1 Epic fund

CITY OF GRAND PRAIRIE
TIF Annual Report FY 2020-2021
as of September 30, 2021

5. Tax Increment Base and Current Captured Appraised Value Retained.

TIF 1

<u>Base Value</u>	<u>Value as of 1/1/2020</u>	<u>Current Captured Appraised Value</u>	
\$360,279,997	\$981,175,869	\$620,895,872 ¹	1 = City of Grand Prairie
\$0	\$0	\$0 ²	2 = Dallas County
\$0	\$0	\$0 ³	3 = Dallas Co. Comm. College
\$0	\$0	\$0 ⁴	4 = Dallas Co. Hospital
\$0	\$0	\$0 ⁵	5 = Grand Prairie ISD
\$2,349,255	\$2,350,753	\$1,498 ⁷	7 = Tarrant Co.

TIF 2-Closed

<u>Base Value</u>	<u>Value as of 1/1/2020</u>	<u>Current Captured Appraised Value</u>	
\$0	\$0	\$0 ¹	1 = City of Grand Prairie
\$0	\$0	\$0 ²	2 = Dallas County
\$0	\$0	\$0 ³	3 = Dallas Co. Comm. College
\$0	\$0	\$0 ⁴	4 = Dallas Co. Hospital
\$0	\$0	\$0 ⁵	5 = Grand Prairie ISD
\$0	\$0	\$0 ⁶	6 = Arlington ISD
\$0	\$0	\$0 ⁷	7 = Tarrant Co, Tarrant Co. College, Tarrant Co. Hospital

TIF 3

<u>Base Value</u>	<u>Value as of 1/1/2020</u>	<u>Current Captured Appraised Value</u>	
\$229,846,714	\$398,436,302	\$168,589,588 ¹	1 = City of Grand Prairie
\$0	\$0	\$0 ²	2 = Dallas County
\$0	\$0	\$0 ³	3 = Dallas Co. Comm. College
\$0	\$0	\$0 ⁴	4 = Dallas Co. Hospital
\$0	\$0	\$0 ⁵	5 = Cedar Hill ISD

**TIF Revenue Forecasts
for Fiscal 2022/23
as of 7/21/22 (Certified)***

<u>TIF #1</u>	<u>Tax Rate</u>	<u>Participation Percentage</u>	<u>Effective Contribution Rate</u>	<u>TAV</u>	<u>Expected Revenue</u>	<u>School Percentage</u>	<u>School Rebate Amount</u>	<u>Expected Net Revenue after Rebate</u>
City of Grand Prairie	0.664998	100%	0.664998	956,610,881	6,361,443			6,361,443
Dallas County	NA	0%	-	-	-			-
Parkland Hospital	NA	0%	-	-	-			-
DCCD	NA	0%	-	-	-			-
TC	0.229	50%	0.114500	75,782	87			87
GPISD	NA	0%	-	-	-	0%	-	-
					<u>6,361,530</u>		<u>-</u>	<u>6,361,530</u>
<u>TIF #3*</u>								
City of Grand Prairie	0.664998	75%	0.498749	347,824,444	1,734,769			1,734,769
Dallas County	NA	0%	-	-	-			-
Parkland Hospital	NA	0%	-	-	-			-
DCCCD	NA	0%	-	-	-			-
CHISD	NA	0%	-	-	-	0%	-	-
Tarrant County	NA	0%	-	-	-			-
JPS Hospital	NA	0%	-	-	-			-
TCCD	NA	0%	-	-	-			-
					<u>1,734,769</u>		<u>-</u>	<u>1,734,769</u>
								<u>8,096,299</u>

*TIF 3-6, Ellis County, value has been estimated (22% increase).

**History of TIF Taxable Values
As of January 1, 2022 (7/21/22, Certified)**

Dallas County Properties (DCAD)

	<u>TIF #1</u>	<u>TIF #2</u>	<u>TIF #3</u>
Base	53,116,202	8,332,266	273,919
2000	54,209,378	9,481,270	233,140
2001	67,778,207	18,822,801	227,545
2002	66,220,979	14,079,628	697,867
2003	68,748,368	15,081,934	657,800
2004	73,557,356	34,255,085	1,243,135
2005	70,222,563	47,553,353	3,915,322
2006	74,084,096	78,140,876	7,436,836
2007	108,329,791	81,213,166	10,414,543
2008	137,260,682	83,702,861	15,109,008
2009	142,802,262	85,712,473	13,704,068
2010	145,120,889	87,879,226	11,730,954
2011	144,307,030	80,318,356	8,423,680
2012	144,560,807	81,308,638	10,479,756
2013	147,344,233	81,484,738	10,569,086
2014	160,794,903	88,174,105	10,830,950
2015	182,678,693	NA	17,570,504
2016	229,024,925	NA	30,725,394
2017	290,479,834	NA	43,874,534
2018	366,281,944	NA	68,213,199
2019	777,053,812	NA	87,530,908
2020	978,825,116	NA	137,889,016
2021	1,098,301,764	NA	162,039,913
2022	1,314,465,841	NA	271,074,185
incr	216,164,077		109,034,272

Tarrant County Properties (TAD-City)

	<u>TIF #1</u>	<u>TIF #2</u>	<u>TIF #3</u>
Base	NA	45,809,031	2,790,340
2000	NA	62,950,456	2,758,075
2001	NA	74,396,980	3,303,134
2002	NA	90,754,254	8,627,908
2003	NA	110,260,315	20,128,850
2004	NA	122,909,531	75,962,514
2005	NA	141,661,780	141,306,579
2006	NA	157,029,662	266,753,282
2007	NA	181,132,872	397,336,235
2008	NA	221,225,839	508,524,480
2009	NA	213,421,918	530,114,490
2010	NA	195,271,152	521,130,835
2011	NA	210,327,788	566,104,028
2012	NA	223,855,804	-
2013	NA	356,099,786	-
2014	NA	377,316,348	-
2015	NA	NA	-
2016	NA	NA	-
2017	NA	NA	-
2018	NA	NA	-
2019	2,350,753	NA	-
2020	2,350,753	NA	250,664,951
2021	2,350,753	NA	266,919,625
2022	2,425,037	NA	282,193,521

**History of TIF Taxable Values
As of January 1, 2022 (7/21/22, Certified)**

Ellis County Properties (ECAD-City)

	<u>TIF #1</u>	<u>TIF #2</u>	<u>TIF #3</u>
Base	NA	NA	4,855,940
2020	NA	NA	9,882,335
2021	NA	NA	20,217,345
2022	NA	NA	24,665,161

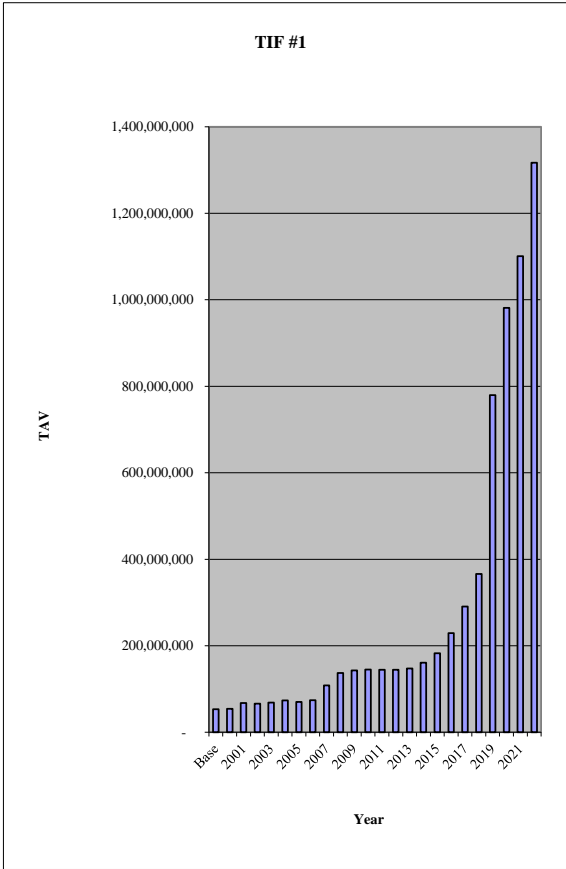
**History of TIF Taxable Values
As of January 1, 2022 (7/21/22, Certified)**

Tarrant County Properties (TAD-Other)

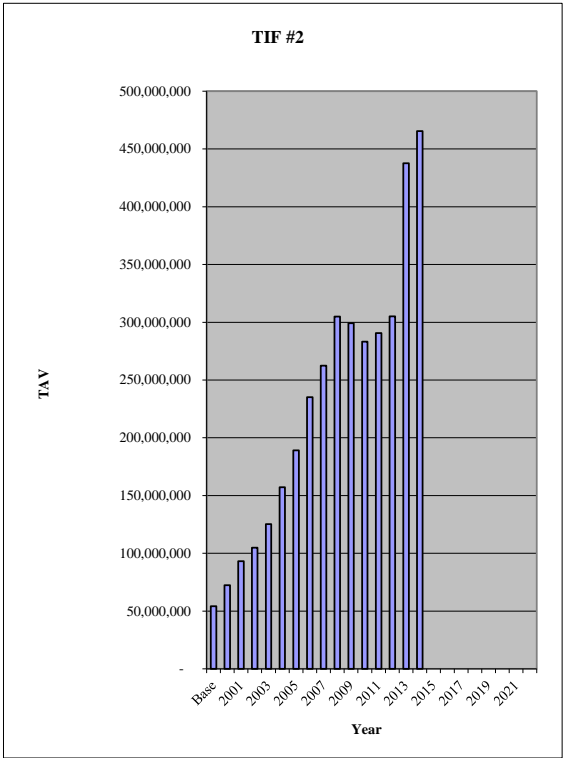
	<u>TIF #1</u>	<u>TIF #2</u>	<u>TIF #3</u>	
Base	NA	46,441,345	2,180,097	
2000	NA	65,049,469	2,330,910	
2001	NA	93,136,892	3,187,955	
2002	NA	100,146,896	5,421,027	
2003	NA	115,339,346	26,785,310	
2004	NA	116,575,585	77,658,508	
2005	NA	141,471,640	138,591,205	
2006	NA	156,317,637	256,979,801	
2007	NA	180,725,696	401,619,910	
2008	NA	218,141,253	515,331,158	
2009	NA	213,421,918	538,209,556	
2010	NA	195,271,152	529,575,462	
2011	NA	208,734,788	572,547,950	
2012	NA	223,280,334	NA	
2013	NA	356,099,786	NA	
2014	NA	370,650,041	NA	
2015	NA	NA	NA	
2016	NA	NA	NA	
2017	NA	NA	NA	
2018	NA	NA	NA	
2019	2,350,753	NA	NA	
2020	2,350,753	NA	NA	
2021	2,350,753	NA	NA	
2022	2,425,037	NA	NA	
Combined				
	<u>TIF #1</u>	<u>TIF #2</u>	<u>TIF #3</u>	
Base	53,116,202	54,141,297	3,064,259	
2000	54,209,378	72,431,726	2,991,215	
2001	67,778,207	93,219,781	3,530,679	
2002	66,220,979	104,833,882	9,325,775	
2003	68,748,368	125,342,249	20,786,650	
2004	73,557,356	157,164,616	77,205,649	
2005	70,222,563	189,215,133	145,221,901	
2006	74,084,096	235,170,538	274,190,118	
2007	108,329,791	262,346,038	407,750,778	
2008	137,260,682	304,928,700	523,633,488	
2009	142,802,262	299,134,391	543,818,558	
2010	145,120,889	283,150,378	532,861,789	
2011	144,307,030	290,646,144	574,527,708	
2012	144,560,807	305,164,442	10,479,756	
2013	147,344,233	437,584,524	10,569,086	
2014	160,794,903	465,490,453	10,830,950	
2015	182,678,693	NA	17,570,504	
2016	229,024,925	NA	30,725,394	
2017	290,479,834	NA	43,874,534	
2018	366,281,944	NA	68,213,199	
2019	779,404,565	NA	87,530,908	
2020	981,175,869	NA	398,436,302	
2021	1,100,652,517	NA	449,176,883	
2022	1,316,890,878	NA	577,932,867	
Incr	216,238,361	16%	128,755,984	22%

note: City of Grand Prairie values were used on the DCAD charts. City of Grand Prairie values may differ slightly from those of other jurisdictions because of differences in exemptions. Tarrant County values were used for the TAD chart.

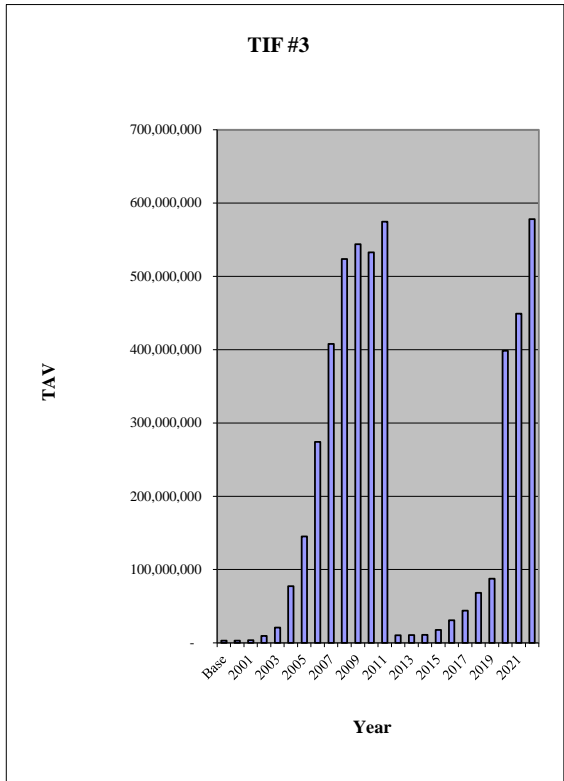
**History of TIF Taxable Values
As of January 1, 2022 (7/21/22, Certified)**



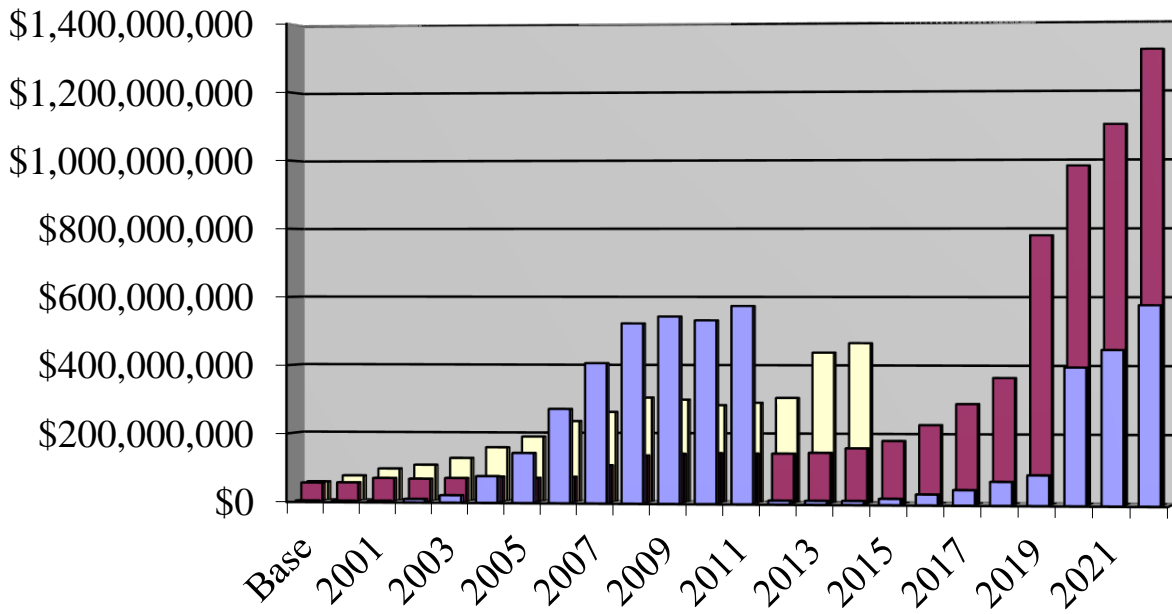
**History of TIF Taxable Values
As of January 1, 2022 (7/21/22, Certified)**



**History of TIF Taxable Values
As of January 1, 2022 (7/21/22, Certified)**



History of TIF Taxable Values



	Base	2000	2001	2002	2003	2004	2005	2006	2007	2008	2009	2010	2011	2012	2013	2014	2015	2016	2017	2018	2019	2020	2021	2022	
TIF #3	3,064	2,991	3,530	9,325	20,786	77,205	145,22	274,19	407,75	523,63	543,81	532,86	574,52	10,479	10,569	10,830	17,570	30,725	43,874	68,213	87,530	398,43	449,17	577,93	
TIF #1	53,116	54,209	67,778	66,220	68,748	73,557	70,222	74,084	108,32	137,26	142,80	145,12	144,30	144,56	147,34	160,79	182,67	229,02	290,47	366,28	779,40	981,17	1,100,	1,316,	
TIF #2	54,141	72,431	93,219	104,83	125,34	157,16	189,21	235,17	262,34	304,92	299,13	283,15	290,64	305,16	437,58	465,49	0	0	0	0	0	0	0	0	0

■ TIF #3
 ■ TIF #1
 ■ TIF #2

TIF Contributions and Rebates
As of 7/29/2022

Contributions:	2001				2002				2003			
	TIF1	TIF2	TIF3	Total	TIF1	TIF2	TIF3	Total	TIF1	TIF2	TIF3	Total
City of Grand Prairie	8,103	128,984		137,087	103,135	353,287	3,547	459,969	87,802	339,639	41,952	469,393
Grand Prairie Independent School District	19,211	29,552		48,762	256,334	176,848		433,182	220,604	102,803		323,407
Arlington Independent School District		302,270		302,270		772,531		772,531		934,743		934,743
Cedar Hill Independent School District											-	-
Dallas County				-	11,909	2,428		14,337	9,761	1,075		10,836
Tarrant County		38,324	283	38,607		82,720	1,097	83,817		122,753	7,041	129,794
Dallas Hospital District									24,759	1,439		26,198
Tarrant Hospital District ^(a)		32,667	241	32,908		-	-	-		175,584	7,389	182,974
Dallas Community College District	562	855		1,417	9,176	6,080		15,256	7,858	3,239	254	11,351
Tarrant College District		19,801	149	19,950		49,689	1,065	50,754		74,855	4,501	79,356
TOTAL	27,875	552,453	672	581,001	380,554	1,443,583	5,708	1,829,846	350,784	1,756,130	61,138	2,168,052
Rebates:												
GPISD Rebate	6,602	10,156		16,758	94,046	64,883		158,929	80,937	37,717		118,654
AISD Rebate				-		245,665		245,665		444,938		444,938
CHISD Rebate				-				-			-	-
TOTAL	6,602	10,156		16,758	94,046	310,548	-	404,594	80,937	482,655	-	563,592

TIF Contributions and Rebates
As of 7/29/2022

Contributions:	2004				2005				2006			
	TIF1	TIF2	TIF3	Total	TIF1	TIF2	TIF3	Total	TIF1	TIF2	TIF3	Total
City of Grand Prairie	106,761	483,325	119,634	709,720	97,639	685,328	506,901	1,289,868	117,334	897,516	951,982	1,966,832
Grand Prairie Independent School District	276,638	122,735		399,373	253,210	466,947		720,157	306,905	692,379		999,284
Arlington Independent School District		1,195,380		1,195,380		1,230,856		1,230,856		1,658,716		1,658,716
Cedar Hill Independent School District			12,138	12,138			14,559	14,559			54,605	54,605
Dallas County	12,791	1,270		14,061	11,117	3,170		14,286	12,021	8,534		20,555
Tarrant County		137,547	48,209	185,757		136,201	151,016	287,216		169,735	262,083	431,818
Dallas Hospital District	30,240	1,659		31,899	27,315	7,119		34,434	33,365	10,593		43,958
Tarrant Hospital District ^(a)		121,964	43,440	165,404		123,821	133,255	257,076		167,847	240,827	408,674
Dallas Community College District	12,420	4,824	300	17,544	11,580	20,671	779	33,030	14,340	31,180	2,971	48,491
Tarrant College District		96,030	34,279	130,309		97,753	105,215	202,968		132,510	190,150	322,660
TOTAL	438,850	2,164,734	258,000	2,861,585	400,861	2,771,865	911,725	4,084,451	483,965	3,769,010	1,702,618	5,955,593
Rebates:												
GPISD Rebate	107,580	47,729		155,309	100,590	185,499		286,089	122,710	276,833		399,543
AISD Rebate		475,761		475,761		369,257		369,257		497,615		497,615
CHISD Rebate			2,428	2,428			2,912	2,912			10,921	10,921
TOTAL	107,580	523,490	2,428	633,498	100,590	554,756	2,912	658,258	122,710	774,448	10,921	908,079

TIF Contributions and Rebates
As of 7/29/2022

Contributions:	2007				2008				2009			
	TIF1	TIF2	TIF3	Total	TIF1	TIF2	TIF3	Total	TIF1	TIF2	TIF3	Total
City of Grand Prairie	143,206	1,205,254	1,816,265	3,164,725	372,899	1,393,650	2,711,156	4,477,705	566,735	1,672,954	3,489,886	5,729,575
Grand Prairie Independent School District	348,127	1,119,753		1,467,880	980,829	1,265,158		2,245,987	1,489,205	1,303,234		2,792,439
Arlington Independent School District		1,769,008		1,769,008		1,716,154		1,716,154		2,184,023		2,184,023
Cedar Hill Independent School District			98,152	98,152			105,872	105,872			153,759	153,759
Dallas County	19,342	16,998		36,340	48,867	17,291		66,158	77,255	17,290		94,544
Tarrant County		218,647	483,674	702,321		297,305	842,822	1,140,127		287,903	952,317	1,240,219
Dallas Hospital District	40,748	18,332		59,080	106,253	18,842		125,095	161,287	19,386		180,673
Tarrant Hospital District ^(a)		189,522	418,800	608,323		221,900	633,069	854,969		247,457	808,216	1,055,674
Dallas Community College District	17,374	53,487	5,803	76,664	44,893	57,346	7,984	110,223	75,766	62,487	12,680	150,933
Tarrant College District		152,576	355,195	507,771		187,166	556,866	744,032		241,133	708,098	949,231
TOTAL	568,797	4,743,578	3,177,889	8,490,263	1,553,741	5,174,812	4,857,769	11,586,322	2,370,248	6,035,867	6,124,956	14,531,070
Rebates:												
GPISD Rebate	122,666	394,555		517,221	392,165	505,848		898,012	595,428	521,071		1,116,499
AISD Rebate		530,702		530,702		463,362		463,362		589,686		589,686
CHISD Rebate			19,630	19,630			21,174	21,174			30,752	30,752
TOTAL	122,666	925,257	19,630	1,067,553	392,165	969,210	21,174	1,382,548	595,428	1,110,757	30,752	1,736,937

TIF Contributions and Rebates
As of 7/29/2022

Contributions:	2010				2011				2012			
	TIF1	TIF2	TIF3	Total	TIF1	TIF2	TIF3	Total	TIF1	TIF2	TIF3	Total
City of Grand Prairie	603,864	1,634,132	3,625,125	5,863,121	619,398	1,527,040	3,551,715	5,698,153	613,946	1,577,261	1,960,680	4,151,887
Grand Prairie Independent School District	1,590,020	1,366,278		2,956,298	1,630,619	1,415,429		3,046,048	1,617,010	1,279,659		2,896,669
Arlington Independent School District		3,637,992		3,637,992		2,756,676		2,756,676		2,808,472		2,808,472
Cedar Hill Independent School District			138,939	138,939			117,900	117,900			82,984	82,984
Dallas County	81,604	17,924		99,528	89,465	19,110		108,575	86,855	17,797		104,652
Tarrant County		359,633	1,110,182	1,469,815		288,469	1,007,625	1,296,094		331,664	66,214	397,878
Dallas Hospital District	185,272	21,962		207,234	188,040	22,476		210,516	186,346	20,212		206,558
Tarrant Hospital District ^(a)		319,771	1,000,461	1,320,232		242,957	908,831	1,151,788		267,410	(10,637)	256,773
Dallas Community College District	85,659	69,686	12,122	167,467	91,909	75,466	10,699	178,074	91,511	68,284	7,494	167,289
Tarrant College District		229,882	738,154	968,036		204,849	726,673	931,522		244,142	65,222	309,364
TOTAL	2,546,419	7,657,260	6,624,983	16,828,662	2,619,431	6,552,472	6,323,443	15,495,346	2,595,668	6,614,901	2,171,957	11,382,526
Rebates:												
GPISD Rebate	635,737	546,278		1,182,015	791,777	565,930		1,357,707	785,169	511,645		1,296,814
AISSD Rebate		563,659		563,659		540,464		540,464		572,060		572,060
CHISD Rebate			27,788	27,788			23,580	23,580			16,597	16,597
TOTAL	635,737	1,109,937	27,788	1,773,462	791,777	1,106,394	23,580	1,921,751	785,169	1,083,705	16,597	1,885,471

**TIF Contributions and Rebates
As of 7/29/2022**

Contributions:	2013				2014				2015			
	TIF1	TIF2	TIF3	Total	TIF1	TIF2	TIF3	Total	TIF1	TIF2	TIF3	Total
City of Grand Prairie	615,646	1,674,534	68,375	2,358,555	634,295	2,561,745	68,974	3,265,014	724,414	(16,560)	70,728	778,582
Grand Prairie Independent School District	1,621,645	1,297,897		2,919,542	1,671,154	1,302,634		2,973,788	1,907,522	(537,169)		1,370,353
Arlington Independent School District		3,860,685		3,860,685		5,425,742		5,425,742		573,334		573,334
Cedar Hill Independent School District			104,784	104,784			105,765	105,765			108,332	108,332
Dallas County	88,212	18,335		106,548	88,754	18,654		107,408	106,144	(6,244)		99,899
Tarrant County		341,141		341,141		599,829		599,829		55,590		55,590
Dallas Hospital District	186,895	20,479		207,374	196,181	20,903		217,084	232,095	(6,662)		225,433
Tarrant Hospital District ^(a)		294,460		294,460		560,990		560,990		47,059		47,059
Dallas Community College District	109,925	82,897	11,385	204,207	118,339	86,820	11,856	217,015	135,173	(10,376)		124,797
Tarrant College District		264,294		264,294		462,939		462,939		62,327		62,327
TOTAL	2,622,323	7,854,722	184,544	10,661,590	2,708,723	11,040,256	186,595	13,935,574	3,105,347	161,299	179,060	3,445,706
Rebates:												
GPISD Rebate	787,419	518,937		1,306,356	811,459	520,831		1,332,291	926,232	567,504		1,493,736
AISSD Rebate		621,182		621,182		1,080,355		1,080,355		1,180,086		1,180,086
CHISSD Rebate			20,957	20,957			21,153	21,153			21,666	21,666
TOTAL	787,419	1,140,119	20,957	1,948,495	811,459	1,601,186	21,153	2,433,799	926,232	1,747,590	21,666	2,695,488

TIF Contributions and Rebates
As of 7/29/2022

Contributions:	2016				2017				2018				2019			
	TIF1	TIF2	TIF3	Total	TIF1	TIF2	TIF3	Total	TIF1	TIF2	TIF3	Total	TIF1	TIF2	TIF3	Total
City of Grand Prairie	871,035		115,883	986,918	1,181,554		204,021	1,385,575	1,593,300		292,120	1,885,420	2,101,173		455,188	2,556,361
Grand Prairie Independent School District	2,292,984			2,292,984	3,107,065			3,107,065	4,189,392			4,189,392	5,532,005			5,532,005
Arlington Independent School District				-				-				-				-
Cedar Hill Independent School District			178,527	178,527			309,878	309,878			448,631	448,631			699,641	699,641
Dallas County	124,657			124,657	320,196			320,196	426,731			426,731	570,713			570,713
Tarrant County				-				-				-				-
Dallas Hospital District	279,141			279,141	369,788			369,788	498,835			498,835	658,805			658,805
Tarrant Hospital District ^(a)				-				-				-				-
Dallas Community College District	161,067			161,067	217,117			217,117	292,639			292,639	389,840			389,840
Tarrant College District				-				-				-				-
TOTAL	3,728,884	-	294,410	4,023,294	5,195,720	-	513,899	5,709,619	7,000,897	-	740,751	7,741,648	9,252,536	-	1,154,829	10,407,365
Rebates:																
GPISD Rebate	1,113,400			1,113,400	1,508,692			1,508,692	2,034,235			2,034,235	2,686,165			2,686,165
AISD Rebate				-				-				-				-
CHISD Rebate			35,705	35,705			61,976	61,976			89,726	89,726			139,928	139,928
TOTAL	1,113,400	-	35,705	1,149,105	1,508,692	-	61,976	1,570,668	2,034,235	-	89,726	2,123,961	2,686,165	-	139,928	2,826,093

TIF Contributions and Rebates
As of 7/29/2022

Contributions:	2020				2021				2022				Grand Total	Total by TIF		
	TIF1	TIF2	TIF3	Total	TIF1	TIF2	TIF3	Total	TIF1	TIF2	TIF3	Total		TIF 1	TIF 2	TIF 3
City of Grand Prairie	2,808,140		584,616	3,392,756	4,159,990		847,160	5,007,150	4,923,462		1,092,601	6,016,063	61,750,428	23,053,831	16,118,088	22,578,509
Grand Prairie Independent School District	6,543,295			6,543,295				-				-	47,257,911	35,853,774	11,404,137	-
Arlington Independent School District				-				-				-	30,826,582	-	30,826,582	-
Cedar Hill Independent School District			846,108	846,108				-				-	3,580,574	-	-	3,580,574
Dallas County	676,051			676,051				-				-	3,016,076	2,862,445	153,631	-
Tarrant County	2			2	2			2	2			2	8,400,029	5	3,467,460	4,932,563
Dallas Hospital District	751,732			751,732				-				-	4,333,837	4,157,097	176,740	-
Tarrant Hospital District ^(a)				-				-				-	7,197,303	-	3,013,411	4,183,892
Dallas Community College District	461,126			461,126				-				-	3,045,546	2,348,274	612,946	84,327
Tarrant College District				-				-				-	6,005,512	-	2,519,946	3,485,567
TOTAL	11,240,346	-	1,430,724	12,671,070	4,159,992	-	847,160	5,007,152	4,923,464	-	1,092,601	6,016,065	175,413,798	68,275,425	68,292,941	38,845,432
Rebates:																
GPISD Rebate	3,177,215			3,177,215				-				-	22,155,640	16,880,224	5,275,416	-
AISD Rebate				-				-				-	8,174,792	-	8,174,792	-
CHISD Rebate			169,222	169,222				-				-	716,115	-	-	716,115
TOTAL	3,177,215	-	169,222	3,346,437	-	-	-	-	-	-	-	-	31,046,546	16,880,224	13,450,208	716,115



**CITY OF GRAND PRAIRIE
COMMUNICATION**

MEETING DATE: 08/05/2022
REQUESTER: Lee Harriss
PRESENTER: Jorja Clemson, Chair for TIF 1
TITLE: Next Meeting Date
RECOMMENDED ACTION: Approve

ANALYSIS:
Next Meeting Date

FINANCIAL CONSIDERATION:
None